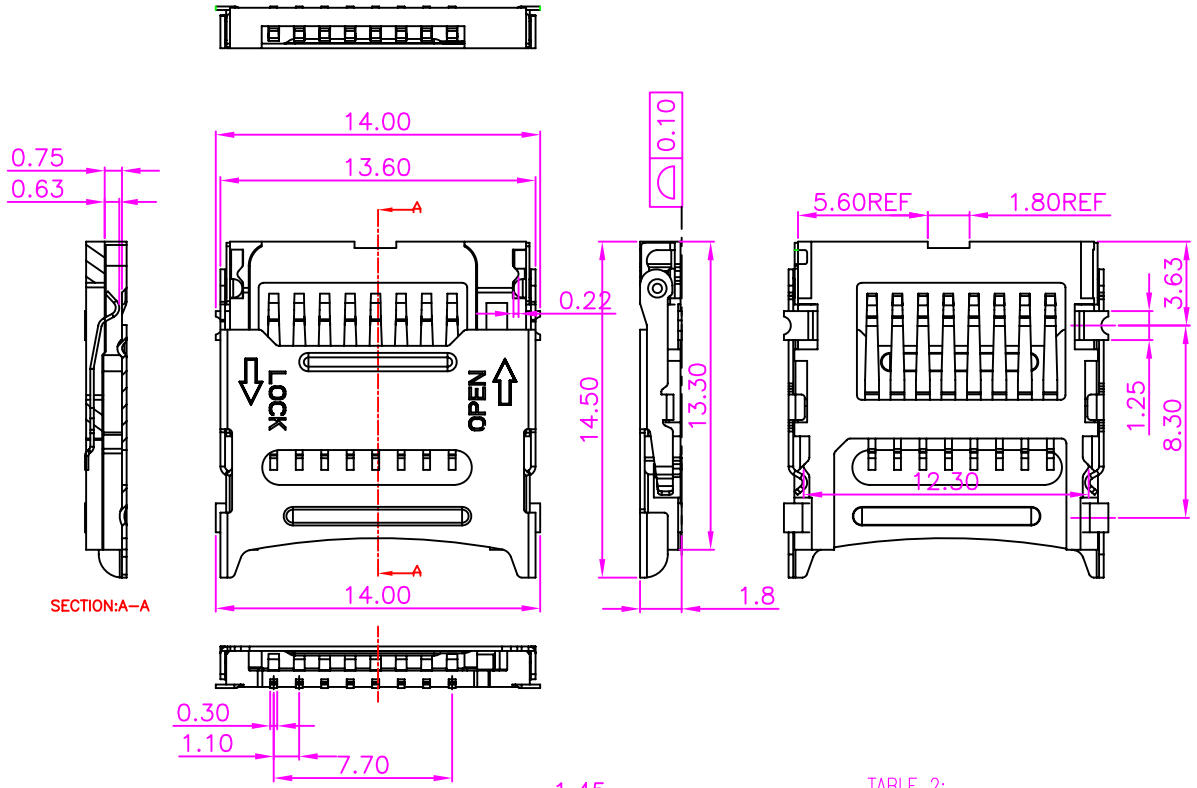

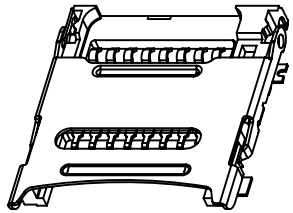

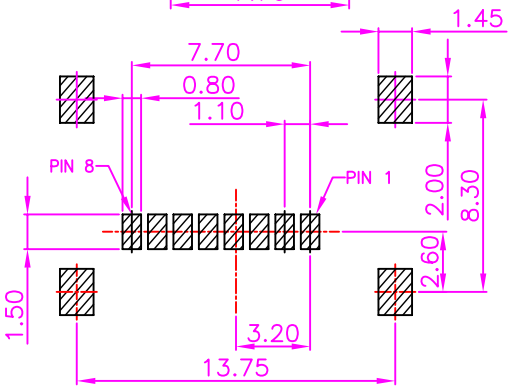

P.C.B LAYOUT

TABLE 2:

PIN NO.	PIN Assignmeng.
PIN1	DAT2
PIN2	CD/DAT3
PIN3	CMD
PIN4	VDD
PIN5	CLK
PIN6	Uss2
PIN7	DAT0
PIN8	DAT1

PART NUMBER

CTP – 40BE – 0 8 1 T – 0 1 2

- SERIES: 40BE
- NO. OF POS.: 08
- CONTACT PLATED OPTION: 1
  - 1: 1~5u" GOLD FLASH
- TIN PLATING ON SOLDER TAIL: T

MATERIALS

HOUSING: HIGH–TEMP. PLASTIC (UL 94V–0), BLACK
SHELL: STAINLESS STEEL, NICKEL PLATING
TERMINAL: COPPER ALLOY, GOLD PLATED ON CONTACT AREA, TIN PLATING ON SOLDER TAIL

SPECIFICATION

CURRENT RATING: 0.5 AMP MAX
DIELECTRIC WITHSTANDING: 500V AC FOR ONE MINUTE
CONTACT RESISTANCE: 40m OHMS MAX
INSULATION RESISTANCE: 1000M OHMS MIN AT DC 500V
OPERATION TEMPERATURE: –20°C~+85°C

Connect-Tech Products Corp.
TEL:+1 510 4400578 www.Connect–Tech–Products.com

TOLERANCES	TITLE	MEMORY CARD SERIES MICRO SD (T–FLASH), PCB MOUNT, SMT, METAL SHIELD, FEMALE, NON PUSH–PUSH TYPE		
X.X ±0.3 X.XX ±0.2 X.XXX±0.1 Angle ±5°	DRAWED BY	CHECKED BY	APPROVED BY	
	LION	T.Y.H	OMAR	
11120	UNIT	SCALE	SIZE	DRAW NO. / REV.
	MM	NONE	A4	D040–BE012 / A

REV.	DATE	DESCRIPTION
A	0716,2011	RELEASE